



## Picture News

### What's going on this week?

Many sports stars, notably many American football players, have been objecting against unfairness and police violence in America towards minority groups by kneeling during the national anthem to support and show respect towards those who they feel don't have a voice. It first started 13 months ago when an American football player called Colin Kaepernick sat down during the national anthem ahead of a pre-season game. The movement has now spread across many sports and many games in America. The American President, Donald Trump, has said that the sports stars are being disrespectful but the players insist that respect is treating everyone equally which isn't currently happening.

#### Main question:

#### When is it important to show respect?

##### Listen, think, share

-  Ask the children what we mean by respect? Talk about how we can show respect, giving examples, things like being polite, helping someone, supporting someone if they are upset. Then talk about disrespectful actions, being rude, mean, dropping litter. How do both make us feel?
-  Explain that the sports stars that knelt during the American anthem were showing respect to those who are being ignored as they feel that the police and people in power aren't being treated fairly, which they believe is what respect is all about.
-  Look at the assembly resource and read through the story of John Middlemas and talk about why he spoke out about the issue of how the players were trying to show respect and what they were trying to achieve. Why do you think some people might disagree with what they are doing?
-  Many people think that respect is all about treating others as we'd like to be treated. Do you think this is a good explanation about respect?

#### Reflection

Respect can be shown in lots of different ways. As long as we are considerate, kind and most importantly, treat everyone fairly we will be behaving in a respectful way.







## Picture News

### KS1 Focus

#### Question:

#### Who do we respect in our lives?

##### Listen, think, share

-  Ask the children what they think the word respect means and what it means to show respect towards someone. Talk through different examples of how we can show respect. Things like being kind, helping others.
-  Talk about why it's important to show respect to others and talk about how it's also very important to respect our belongings and things that we have in school. How might we feel if someone wasn't showing respect towards our toys and broke one of them?
-  Look at the pictures on the KS1 resource. Talk about if we think they are showing respectful or disrespectful behaviour and discuss why.
-  Think about a time that someone might have shown us respect, maybe being kind or polite. How did it make us feel? Would this make us more likely to show respect in the future?

#### Reflection

It is important to show respect towards others and treat them as we would like to be treated ourselves. It can help make the world a better, kinder place!







## Picture News

### KS2 Focus

#### Question:

#### How do we show respect to others?

##### Listen, think, share

-  Talk about why it's important to respect each other. Talk about examples of behaviour and sort into disrespectful and respectful categories. Discuss how each type of behaviours affects us and makes us feel.
-  Ask the children if they have ever seen anyone fall over on the playground or outside of school. What did they do? How did they feel? What would be a respectful response to this? (Going over to help, asking if they were ok etc.) What would be a disrespectful response? (Laughing, ignoring them etc.)
-  Read through the KS2 poem about respect. Do we agree that respect is something that we need to learn, like how we learn how to read or write? Do we think it's something we can get better at with practice?
-  Do we like the poem and do we agree with its message?

#### Reflection

Respect is thinking and acting in a positive way about yourself or others and thinking and acting in a way that shows others you care about their feelings and happiness.



## Picture News

### KS2 Cross-Curricular Ideas

**English:** Look at the poem from KS2 Assembly Resource in more detail. Discuss its meaning and select any ambitious vocabulary. Ask the children to use it to inspire their own poetry about what respect means to them.

**Maths:** American football games are played on a rectangular pitch measuring 110m x 48.76m. Ask the children how they would calculate area and perimeter. Discuss units it is measured in. Can it be converted to cm or km? What about feet? Children could measure out the size of the pitch and mark with cones.

**History:** Use the opportunity to look at people who fought for respect throughout history e.g. Suffragettes fighting for a voice/vote for women, Martin Luther King Jr fighting for Civil Rights.

**RE:** Ask the children to share their religious beliefs with one another. Reinforce the fact that although the class has many different beliefs they all get on and work well together because they respect one another.

**Art:** Make a copy of the poem they produced in literacy. This can become the centre of a piece of artwork created around it. Ask the children to consider shapes, colours and patterns to symbolise respect.

**Music/Geography:** Listen to National Anthems from around the world.



## Picture News

### KS1 Cross-Curricular Ideas

**English:** Ask the children to create a storyboard of a time they were able to show respect to somebody else. This could be how they treated a visitor to school, how they respected a friend when they felt poorly etc. Some children may be able to add speech bubbles to their storyboard.

**Maths:** An American football team has 11 players on the pitch. A baseball team has 9 players. Write this information on the board. How many more players does an American football team have? How many teams would you need of each so everyone in your class could play? You could model this with the class physically by grouping them.

**Music:** Watch and listen to the 'respect song' (link found in useful websites). Discuss each of the stories and sing along to the chorus. Ask the children if they can create a rap verse using their storyboards from English.

**Geography:** Locate American on a World map.

**Computing:** Discuss how respect is important when we are using computers particularly if we are online. Use the opportunity to teach some e safety and making sure the children understand how powerful the internet can be.

**SMSC:** Create a class respect post box. Children can add pictures or words to it throughout the week about times they have shown or someone else has shown them respect. Share and celebrate them at the end.



## Picture News

### This Week's Useful Websites

This week's news story  
<http://bbc.in/2kBojYO>

Respect week, BBC resources  
[www.bbc.co.uk/worldclass/18652818](http://www.bbc.co.uk/worldclass/18652818)

### This Week's Useful Videos

The Olympic value of respect, an athlete's story  
[www.bbc.co.uk/worldclass/18593265](http://www.bbc.co.uk/worldclass/18593265)

KS1 Music  
<https://www.youtube.com/watch?v=TmRjyQlWyQg>